

29 February 2024

Australian business capex, December quarter

Capex spending plans for 2023/24: a small upgrade - albeit they point to flat real spending over the next six months.

Q4 capex: +0.8%qtr, 7.9%yr.

- Capex spending rose 0.8% in the December quarter, to be 7.9% higher over calendar year 2023. In level terms, the volume of capex spending rose to its highest in eight years.
- Private business capex spending, while still expanding over the second half of 2023, is transitioning from a period of strength.
- After growing at a robust pace of 3.3% in both the March and June quarters, spending slowed to 0.3% and 0.8% in the September and December quarters, respectively. This coincided with the material slowdown in economic growth as rapid rate hikes from the Reserve Bank (RBA) worked their way through the economy.
- Estimate 5 for spending plans (adjusted for historical bias) suggests that capex will rise 10% in 2023-24. This is a modest upgrade from the 8.7% estimate in the previous quarter. Estimate 1 (which tends to be unreliable) for 2024-25 suggests slower growth of 6.8%.
- Calendar 2024 is likely to be a year of two halves. Economic growth is slowing, led by weak consumer spending. On the other hand, capacity utilisation and the infrastructure pipeline remain robust, the population continues to grow rapidly, and disinflation is underway.
- The drag from higher rates is likely to weigh on capex spending in the near term. However, as inflation continues to moderate, we expect the RBA to be able to cut rates from September. Additionally, household income will receive a boost from tax cuts from July and a return to positive real income growth. These factors will support the economy and business investment in the second half of 2024 and into 2025.

Actual spending, December quarter

Total private business capex spending rose by a moderate 0.8% in the December quarter.

That result was a touch firmer than market expectations, a median +0.5% (range -0.7% to +1.8%) and was above our forecast for a flat result.

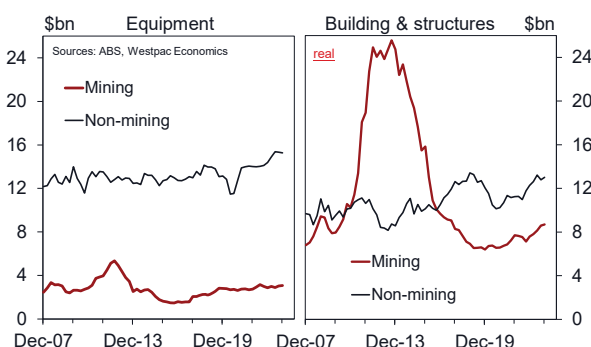
The rise of 0.8% included an increase in Building & Structures (B&S) capex of 1.5% and a broadly flat outcome for equipment spending, at -0.1%. That flat reading on equipment was not as soft as we anticipated, a forecast -1.7%.

Over recent quarters, the momentum in capex spending has cooled.

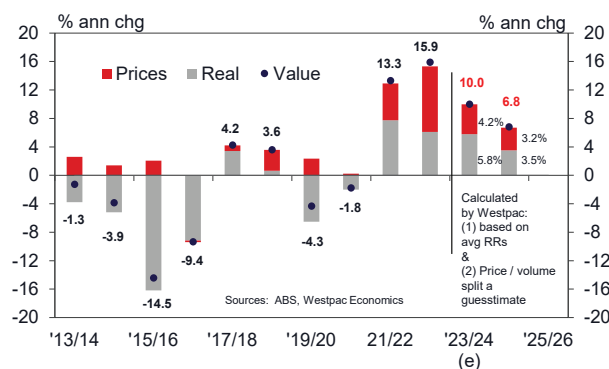
Private business capex spending, while still expanding over the second half of 2023, is transitioning from a period of strength - with growth a brisk 10.8%yr to June 2023. Outcomes for the past two quarters have been +0.3% and +0.8%, compared to +3.3% in each of the first two quarters of 2023.

A loss of momentum is evident across both B&S and equipment. B&S capex grew 15.4%yr to June 2023, followed

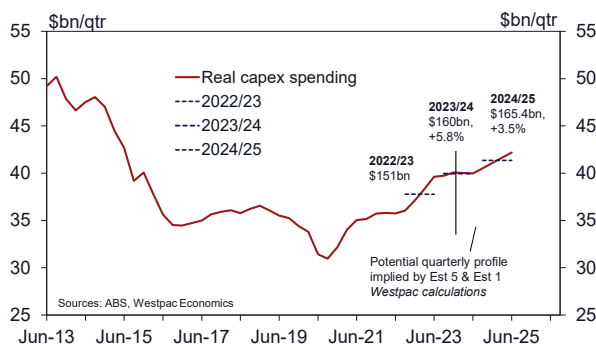
Capex: by industry by asset



Value of capex spending: prices and volumes



Real capex spending



Past performance is not a reliable indicator of future performance. The forecasts given above are predictive in character. Whilst every effort has been taken to ensure that the assumptions on which the forecasts are based are reasonable, the forecasts may be affected by incorrect assumptions or by known or unknown risks and uncertainties. The results ultimately achieved may differ substantially from these forecasts.

by a rise of 1.6% over the second half of calendar 2023. For equipment, annual growth to June was 6.2%, followed by a rise of 0.5% over the past six months.

For B&S, the sector experienced a temporary growth spurt as work caught up with the earlier mini-jump in project starts which emerged as covid delays eased. For equipment, the softer readings of late are against the backdrop of a flattening of household demand, but at the same time some ongoing underlying positive fundamentals, which are partly offsetting the weight of a weak household sector.

Actual spending by industry, December quarter

Capex spending by both mining and the non-mining sectors of the economy advanced in the December quarter.

Non-mining capex rose by 0.6% in the quarter, with a rise in B&S of 1.8% more than offsetting a slight decline in equipment spending, a fall of -0.3%.

For mining, capex rose by 1.1%, including B&S +1.2% and equipment +1.0%.

The recent loss of momentum in capex spending is more evident in the non-mining sectors of the economy, which are more sensitive to swings in household demand.

Non-mining capex grew by 14.2% in the year to June 2023, followed by a decline over the second half of 2023, a fall of 1% (a -1.7% and then a +0.6%). The softer second half of 2023 is evident across both B&S (-1.5%) and equipment (-0.6%).

Mining capex spending exhibited strength through to the September quarter 2023, up 15%yr, centred on B&S, +20.6%yr, while equipment was volatile around a flattish trend, at +1.7%yr.

Other data sources suggest that the recent burst of mining construction activity is set to cool near-term, with work done having caught up with commencements.

Capex spending plans

The December quarter update included Estimate 5 for 2023-24 capex plans. There are a total of six estimates for each financial year before the actual is available on the seventh update. Additionally, we also received Estimate 1 for 2024-25 financial year – which is typically unreliable.

Estimate 5 for total spending across the mining and non-mining sectors printed at \$177.7 billion for 2024-25. This was 12.2% higher on the equivalent estimate a year ago. Mining companies estimated spending of \$52.3 billion in 2024-25 – 11.3% above the equivalent estimate a year ago. Non-mining companies expect spending of \$125.4 billion – 12.6% up on Estimate 5 a year ago.

However, when considering how plans translate into actual capex spending, we need to adjust by measures of historical bias. As companies move through the year, they tend to update plans to account for new projects and actual outcomes. As such, plans tend to be downwardly biased in the first few estimates before providing a better guide through later estimates.

As such, we apply historical realisation ratios to the estimates, using 5- and 10-year averages. After applying these ratios, the value of total spending is expected to come in at \$181.8 billion in 2024-25 – a 10% increase from 2022-23. This represents a modest upgrade from an expected 8.7% lift based on Estimate 4 from the September quarter. If realised, nominal capex spending would rise to the highest level on record in 2023-24.

Non-mining spending is expected to increase 11% in 2023-24, made up of a 13.3% lift in buildings & structures and a 9.0% lift in equipment spending. Mining spending is projected to rise 8% – reflecting a 9.6% lift in buildings & structures and a 4.3% gain in equipment spending.

However, an important point to make is that reporting spending plans are nominal and don't account for the impact of price rises. During this inflationary period, price gains have been a more significant driver of overall increases in spending plans than was the case prior to the pandemic.

We have estimated this impact and adjusting capex plans accordingly. This process leads us to think that real capex spending may grow by slightly less than 6% in 2023-24, followed by more modest growth of around 3.5% in 2024-25.

In quarterly terms, this implies a broadly flat profile for the remaining two quarters of 2023-24, followed by growth in the range of 1% to 1.5% per quarter for 2024-25 across B&S & equipment.

The first estimate for spending in 2024-25 came in at \$145.6 billion – a 12.6% increase on the same estimate a year ago. After applying realisation ratios, this suggests that spending may rise a further 6.8% in 2024-25, from the current 2023-24 estimate. However, we would caution that the first estimate is unreliable and likely to be revised heavily in future estimates.

Andrew Hanlan and Jarek Kowczka, Senior Economists

© 2024 Westpac Institutional Bank is a division of Westpac Banking Corporation ABN 33 007 457 141, AFSL233714 ('Westpac'). References to the "Westpac Group" are to Westpac and its subsidiaries and includes the directors, employees and representatives of Westpac and its subsidiaries.

Disclaimer

This information has been prepared by the Westpac Institutional Bank and is intended for information purposes only. It is not intended to reflect any recommendation or financial advice and investment decisions should not be based on it. This information does not constitute an offer, a solicitation of an offer, or an inducement to subscribe for, purchase or sell any financial instrument or to enter into a legally binding contract. To the extent that this information contains any general advice, it has been prepared without taking into account your objectives, financial situation or needs and before acting on it you should consider the appropriateness of the advice. Certain types of transactions, including those involving futures, options and high yield securities give rise to substantial risk and are not suitable for all investors. We recommend that you seek your own independent legal or financial advice before proceeding with any investment decision. This information may contain material provided by third parties. While such material is published with the necessary permission none of Westpac or its related entities accepts any responsibility for the accuracy or completeness of any such material. Although we have made every effort to ensure this information is free from error, none of Westpac or its related entities warrants the accuracy, adequacy or completeness of this information, or otherwise endorses it in any way. Except where contrary to law, Westpac Group intend by this notice to exclude liability for this information. This information is subject to change without notice and none of Westpac or its related entities is under any obligation to update this information or correct any inaccuracy which may become apparent at a later date. This information may contain or incorporate by reference forward-looking statements. The words "believe", "anticipate", "expect", "intend", "plan", "predict", "continue", "assume", "positioned", "may", "will", "should", "shall", "risk" and other similar expressions that are predictions of or indicate future events and future trends identify forward-looking statements. These forward-looking statements include all matters that are not historical facts. Past performance is not a reliable indicator of future performance, nor are forecasts of future performance. Whilst every effort has been taken to ensure that the assumptions on which any forecasts are based are reasonable, the forecasts may be affected by incorrect assumptions or by known or unknown risks and uncertainties. The ultimate outcomes may differ substantially from any forecasts.

Conflicts of Interest: In the normal course of offering banking products and services to its clients, the Westpac Group may act in several capacities (including issuer, market maker, underwriter, distributor, swap counterparty and calculation agent) simultaneously with respect to a financial instrument, giving rise to potential conflicts of interest which may impact the performance of a financial instrument. The Westpac Group may at any time transact or hold a position (including hedging and trading positions) for its own account or the account of a client in any financial instrument which may impact the performance of that financial instrument.

Author(s) disclaimer and declaration: The author(s) confirms that no part of his/her compensation was, is, or will be, directly or indirectly, related to any views or (if applicable) recommendations expressed in this material. The author(s) also confirms that this material accurately reflects his/her personal views about the financial products, companies or issuers (if applicable) and is based on sources reasonably believed to be reliable and accurate.

Additional country disclosures

Australia: Westpac holds an Australian Financial Services Licence (No. 233714).

Note: Luci Ellis, Westpac Chief Economist is a member of the Australian Statistics Advisory Council (ASAC) which is a key advisory body to the Minister and the Australian Bureau of Statistics on statistical services. Luci does not have access to sensitive data/ reports in her capacity as a member of ASAC.

New Zealand: In New Zealand, Westpac Institutional Bank refers to the brand under which products and services are provided by either Westpac (NZ division) or Westpac New Zealand Limited (company number 1763882), the New Zealand incorporated subsidiary of Westpac ("WNZL"). Any product or service made available by WNZL does not represent an offer from Westpac or any of its subsidiaries (other than WNZL). Neither Westpac nor its other subsidiaries guarantee or otherwise support the performance of WNZL in respect of any such product. WNZL is not an authorised deposit-taking institution for the purposes of Australian prudential standards. The current disclosure statements for the New Zealand branch of Westpac and WNZL can be obtained at the internet address www.westpac.co.nz.

Singapore: This material has been prepared and issued for distribution in Singapore to institutional investors, accredited investors and expert investors (as defined in the applicable Singapore laws and regulations) only. Recipients of this material in Singapore should contact Westpac Singapore Branch in respect of any matters arising from, or in connection with, this material. Westpac Singapore Branch holds a wholesale banking licence and is subject to supervision by the Monetary Authority of Singapore.

US: Westpac operates in the United States of America as a federally licensed branch, regulated by the Office of the Comptroller of the Currency. Westpac is also registered with the US Commodity Futures Trading Commission ("CFTC") as a Swap Dealer, but is neither registered as, or affiliated with, a Futures Commission Merchant registered with the US CFTC. The services and products referenced above are not insured by the Federal Deposit Insurance Corporation ("FDIC"). Westpac Capital Markets, LLC ("WCM"), a wholly-owned subsidiary of Westpac, is a broker-dealer registered under the U.S. Securities Exchange Act of 1934 ('the Exchange Act') and member of the Financial Industry Regulatory Authority ('FINRA'). This communication is provided for distribution to U.S. institutional investors in reliance on the exemption from registration provided by Rule 15a-6 under the Exchange Act and is not subject to all of the independence and disclosure standards applicable to debt research reports prepared for retail investors in the United States. WCM is the U.S. distributor of this communication and accepts responsibility for the contents of this communication. Transactions by U.S. customers of any securities referenced herein should be effected through WCM.

Disclaimer continued overleaf

Disclaimer continued

All disclaimers set out with respect to Westpac apply equally to WCM. If you would like to speak to someone regarding any security mentioned herein, please contact WCM on +1 212 389 1269. Investing in any non-U.S. securities or related financial instruments mentioned in this communication may present certain risks. The securities of non-U.S. issuers may not be registered with, or be subject to the regulations of, the SEC in the United States. Information on such non-U.S. securities or related financial instruments may be limited. Non-U.S. companies may not be subject to audit and reporting standards and regulatory requirements comparable to those in effect in the United States. The value of any investment or income from any securities or related derivative instruments denominated in a currency other than U.S. dollars is subject to exchange rate fluctuations that may have a positive or adverse effect on the value of or income from such securities or related derivative instruments.

The author of this communication is employed by Westpac and is not registered or qualified as a research analyst, representative, or associated person of WCM or any other U.S. broker-dealer under the rules of FINRA, any other U.S. self-regulatory organisation, or the laws, rules or regulations of any State. Unless otherwise specifically stated, the views expressed herein are solely those of the author and may differ from the information, views or analysis expressed by Westpac and/or its affiliates.

UK and EU: The London branch of Westpac is authorised in the United Kingdom by the Prudential Regulation Authority (PRA) and is subject to regulation by the Financial Conduct Authority (FCA) and limited regulation by the PRA (Financial Services Register number: 124586). The London branch of Westpac is registered at Companies House as a branch established in the United Kingdom (Branch No. BR000106). Details about the extent of the regulation of Westpac's London branch by the PRA are available from us on request.

Westpac Europe GmbH ("WEG") is authorised in Germany by the Federal Financial Supervision Authority ("BaFin") and subject to its regulation. WEG's supervisory authorities are BaFin and the German Federal Bank ("Deutsche Bundesbank"). WEG is registered with the commercial register ("Handelsregister") of the local court of Frankfurt am Main under registration number HRB 118483. In accordance with APRA's Prudential Standard 222 'Association with Related Entities', Westpac does not stand behind WEG other than as provided for in certain legal agreements (a risk transfer, sub-participation and collateral agreement) between Westpac and WEG and obligations of WEG do not represent liabilities of Westpac.

This communication is not intended for distribution to, or use by any person or entity in any jurisdiction or country where such distribution or use would be contrary to local law or regulation. This communication is not being made to or distributed to, and must not be passed on to, the general public in the United Kingdom. Rather, this communication is being made only to and is directed at (a) those persons falling within the definition of Investment Professionals (set out in Article 19(5) of the Financial Services and Markets Act 2000 (Financial Promotion) Order 2005 (the "Order")); (b) those persons falling within the definition of high net worth companies, unincorporated associations etc. (set out in Article 49(2) of the Order); (c) other persons to whom it may lawfully be communicated in accordance with the Order or (d) any persons to whom it may otherwise lawfully be made (all such persons together being referred to as "relevant persons"). Any person who is not a relevant person should not act or rely on this communication or any of its contents. In the same way, the information contained in this communication is intended for "eligible counterparties" and "professional clients" as defined by the rules of the Financial Conduct Authority and is not intended for "retail clients". Westpac expressly prohibits you from passing on the information in this communication to any third party.

This communication contains general commentary, research, and market colour. The communication does not constitute investment advice. The material may contain an 'investment recommendation' and/or 'information recommending or suggesting an investment', both as defined in Regulation (EU) No 596/2014 (including as applicable in the United Kingdom) ("MAR"). In accordance with the relevant provisions of MAR, reasonable care has been taken to ensure that the material has been objectively presented and that interests or conflicts of interest of the sender concerning the financial instruments to which that information relates have been disclosed.

Investment recommendations must be read alongside the specific disclosure which accompanies them and the general disclosure which can be found here: <https://www.westpaciq.com.au/terms-and-conditions/investment-recommendation-disclosure>. Such disclosure fulfils certain additional information requirements of MAR and associated delegated legislation and by accepting this communication you acknowledge that you are aware of the existence of such additional disclosure and its contents.

To the extent this communication comprises an investment recommendation it is classified as non-independent research. It has not been prepared in accordance with legal requirements designed to promote the independence of investment research and therefore constitutes a marketing communication. Further, this communication is not subject to any prohibition on dealing ahead of the dissemination of investment research.