

# WESTPAC ECONOMIC BULLETIN

## CPI review, June quarter 2022

18 July 2022

Satish Ranchhod, Senior Economist  
+64 9 336 5668 | +64 21 131 3433  
satish.ranchhod@westpac.co.nz



## Here comes the pain again.

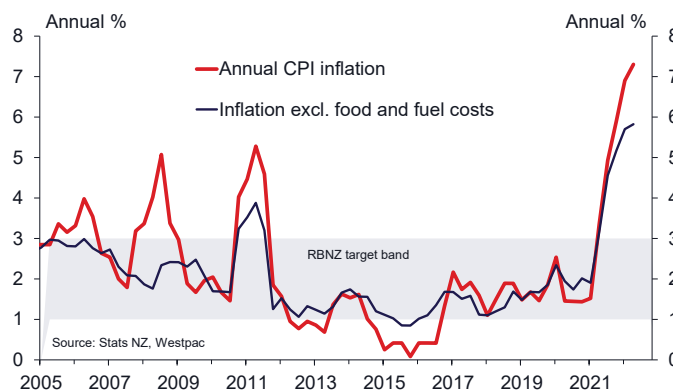
- Consumer prices rose 1.7% in the June quarter. That took the annual inflation rate to 7.3%, its highest level since 1990.
- Today's result was much stronger than our own and market expectations. Today's result was also stronger than the RBNZ's forecast.
- Price pressures are boiling over in every corner of the economy, boosted by a cocktail of supply-side cost increases and hot consumer demand.
- We aren't forecasting inflation to return back within the RBNZ's target band until the middle of next year at the earliest.
- We're expecting a fourth 50bp increase in the cash rate at the upcoming August decision and a peak of 3.50% in the cash rate.
- However, if we don't see signs of a moderation in inflation or domestic demand over the coming months, the risks are that the RBNZ may look to take the cash rate even higher.

There's been no let-up in the intense price pressures that have been buffeting New Zealand households, with consumer prices rising at their fastest annual pace in 32 years.

Consumer prices rose 1.7% in the June quarter. Coming on top of the strong price rises in previous quarters, that took the annual inflation rate to 7.3% (up from 6.9% in the March quarter). The last time annual inflation was this high was in 1990 following the hike in GST.

Today's result was much stronger than our own and market forecasts. As discussed below, the result was also stronger than the RBNZ's forecast. Upside surprises to our own forecast were spread across domestic and imported categories, with a notable upside surprise in building costs.

Consumer price inflation



Much of the strength in consumer prices has been due to large increases in the price of food, petrol and housing costs. However, the high level of inflation isn't just due to a few specific items. Price pressures have been boiling over in every corner of the economy. That was reflected in the suite of core inflation measures released by Stats NZ today, which smooth through the quarter-to-quarter swings in prices and track the underlying trend in inflation. Most core inflation measures are now running above 6%.

Underlying that broad-based strength in inflation has been a cocktail of supply-side cost pressures and firm consumer demand.

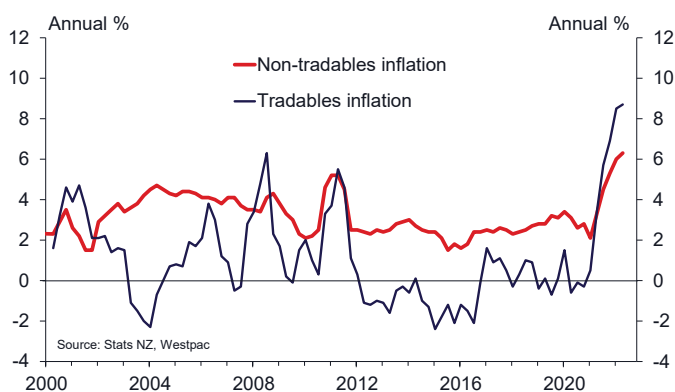
On the cost side of the ledger, continued disruptions to global and local supply chains have resulted in shortages of both production inputs and consumer goods. There has also been increasing upwards pressure on local wages.

But what's really lit a fire under consumer prices has been the strength of domestic demand. Indeed, if we look at the areas where businesses are reporting significant shortages of supplies, they're predominantly in areas like the construction sector where demand has been strong. That is a big concern for the RBNZ, because if demand continues to run hot, inflation is likely to remain elevated even when the current pressure on operating costs (eventually) eases off. And a key factor underpinning the strength of household demand has been stimulus from low interest rates.

Looking across the broad product groups, imported prices (sometimes referred to as tradables) rose by 1.9% over the past three months, and are up 8.7% over the past year. While much of that was due to fuel costs, other tradable prices are up 5.4% over the past 12 months. Notably, the June quarter saw larger than expected increases in the prices of a range of durables like furnishings.

Non-tradable (domestic) prices were up 1.4% in the June quarter and have risen by 6.3% over the past year. That is the fastest annual pace of non-tradables inflation since records began in 2000. The RBNZ pays particular attention to non-tradables inflation, and it is currently running at around twice the pace we've seen over the past two decades.

Tradables and non-tradables inflation



## Has inflation peaked?

We think that the June quarter will mark the high point in the current inflation cycle (though given the extent of upside surprises over the past year, we're aware that is a bold call).

Much of the rise in prices that we've seen over the past year has been due to factors that we don't expect to repeat, especially in terms of import prices. For instance, as the global economy moved out of lockdown, we saw major supply disruptions and big increases in the prices of many internationally traded goods (e.g. international oil prices more than doubled over the past year). Looking ahead, while we expect prices to remain high, they're not increasing at the same pace that we saw last year. In fact, in the case of oil prices, they've actually fallen in recent weeks.

In addition, those earlier large price rises will start to drop out of the annual calculations over the next few months. And as that occurs, it will pull down the current sky-high rate of tradables inflation.

Nevertheless, underlying inflation pressures are expected to remain strong, especially on the domestic front. Notably, in the construction sector (which has been the major driver of the overall rise in the CPI) we're seeing no signs that inflation pressures are abating. More generally, the labour market is stretched drum tight and high levels of worker absenteeism are adding to the pressure on wages.

In light of those simmering domestic price pressures, we expect that inflation will remain elevated over the remainder of this year. In fact, we aren't forecasting a return back within the RBNZ's target band until the middle of next year at the earliest. That signals an ongoing squeeze on households' purchasing power.

## What does today's result mean for the RBNZ?

Today's result was stronger than the RBNZ's latest published forecast for a 1.4% rise (though, since that forecast was published in May, the RBNZ had noted the upside risk for prices).

Last week, when delivering its third consecutive 50bp hike, the RBNZ reaffirmed that they are planning to continue raising the cash rate to a level where they are confident that inflation will settle within the 1% to 3% target range. And with price pressures continuing to sizzle, there was nothing in today's report to dissuade them from that course.

The big question is how far and how fast will the RBNZ need to raise the cash rate?

We're expecting the RBNZ will deliver a fourth 50bp hike at the time of the August policy review. We expect that to be followed by 25bp hikes in both October and November, taking the OCR to a level of 3.50% by year's end.

However, given the continuing and widespread strength in inflation pressures, markets have moved to price in the chance that the cash rate could rise above 4% and that we could see a 75bp move in August.

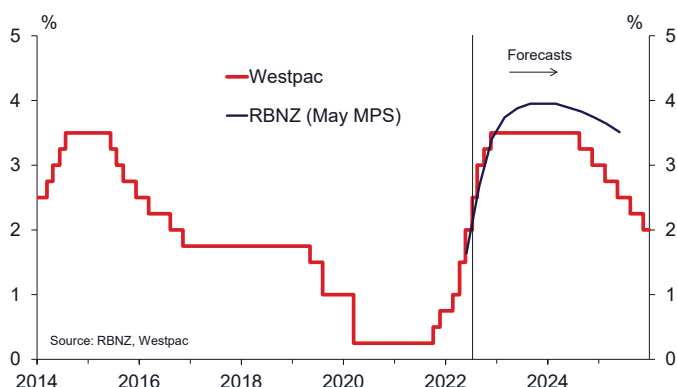
While we won't completely rule out a super-sized 75bp move from the RBNZ (as we've seen recently from the US Federal Reserve) we still think that a 50bp increase is most likely. Compared to other economies, New Zealand's tightening cycle started earlier and is now more advanced. In other words, even though rates still need to move higher from here, there's less urgency to do so than in markets that started raising their policy rates later in the cycle.

In addition, the sources of inflation matter. While the RBNZ is trying to lean against domestic inflation pressures, much of the increase in consumer prices has been due to fuel prices and offshore supply disruptions – neither of which the RBNZ can offset with higher interest rates.

In terms of the peak in the cash rate, the key concern for the RBNZ is whether there are signs that OCR hikes to date are gaining traction. Today's CPI result certainly would have got alarm bells ringing at the central bank that more action is needed. From here, the next big markers for the cash rate ahead of the August policy statement will be the labour market and wage figures (due 3 August) and the next survey of inflation expectations (8 August). We're already factoring in strong reads on those fronts. But if they are even hotter than expected, we could see the RBNZ revising up the projected peak in the cash rate from the level of 3.9% in their last published projections from May.

However, signs that the economy is cooling have already started to emerge. Notably, both the housing market and retail spending have slowed. Looking ahead, we expect a further cooling on both of those fronts, especially given the squeeze on household budgets that's now occurring. As evidence of that cooling in demand becomes clearer in the latter part of the year, we expect that the pace of rate hikes is likely to then become more measured.

#### Official Cash Rate forecasts



# Contact the Westpac economics team

Michael Gordon, Acting Chief Economist

+64 9 336 5670

Satish Ranchhod, Senior Economist

+64 9 336 5668

Nathan Penny, Senior Agri Economist

+64 9 348 9114

Paul Clark, Industry Economist

+64 9 336 5656

Any questions email:

economics@westpac.co.nz

## Disclaimer

### Things you should know

Westpac Institutional Bank is a division of Westpac Banking Corporation ABN 33 007 457 141 ("Westpac").

### Disclaimer

This material contains general commentary, and market colour. The material does not constitute investment advice. Certain types of transactions, including those involving futures, options and high yield securities give rise to substantial risk and are not suitable for all investors. We recommend that you seek your own independent legal or financial advice before proceeding with any investment decision. This information has been prepared without taking account of your objectives, financial situation or needs. This material may contain material provided by third parties. While such material is published with the necessary permission none of Westpac or its related entities accepts any responsibility for the accuracy or completeness of any such material. Although we have made every effort to ensure the information is free from error, none of Westpac or its related entities warrants the accuracy, adequacy or completeness of the information, or otherwise endorses it in any way. Except where contrary to law, Westpac and its related entities intend by this notice to exclude liability for the information. The information is subject to change without notice and none of Westpac or its related entities is under any obligation to update the information or correct any inaccuracy which may become apparent at a later date. The information contained in this material does not constitute an offer, a solicitation of an offer, or an inducement to subscribe for, purchase or sell any financial instrument or to enter a legally binding contract. Past performance is not a reliable indicator of future performance. Whilst every effort has been taken to ensure that the assumptions on which the forecasts are based are reasonable, the forecasts may be affected by incorrect assumptions or by known or unknown risks and uncertainties. The ultimate outcomes may differ substantially from these forecasts.

### Country disclosures

**Australia:** Westpac holds an Australian Financial Services Licence (No. 233714). This material is provided to you solely for your own use and in your capacity as a wholesale client of Westpac.

**New Zealand:** In New Zealand, Westpac Institutional Bank refers to the brand under which products and services are provided by either Westpac or Westpac New Zealand Limited ("WNZL"). Any product or service made available by WNZL does not represent an offer from Westpac or any of its subsidiaries (other than WNZL). Neither Westpac nor its other subsidiaries guarantee or otherwise support the performance of WNZL in respect of any such product. The current disclosure statements for the New Zealand branch of Westpac and WNZL can be obtained at the internet address [www.westpac.co.nz](http://www.westpac.co.nz). For further information please refer to the Product Disclosure Statement (available from your Relationship Manager) for any product for which a Product Disclosure Statement is required, or applicable customer agreement.

**China, Hong Kong, Singapore and India:** This material has been prepared and issued for distribution in Singapore to institutional investors, accredited investors and expert investors (as defined in the applicable Singapore laws and regulations) only. Recipients in Singapore of this material should contact Westpac Singapore Branch in respect of any matters arising from, or in connection with, this material. Westpac Singapore Branch holds a wholesale banking licence and is subject to supervision by the Monetary Authority of Singapore. Westpac Hong Kong Branch holds a banking licence and is subject to supervision by the Hong Kong Monetary Authority. Westpac Hong Kong branch also holds a license issued by the Hong Kong Securities and Futures Commission (SFC) for Type 1 and Type 4 regulated activities. This material is intended only to "professional investors" as defined in the Securities and Futures Ordinance and any rules made under that Ordinance. Westpac Shanghai and Beijing Branches hold banking licenses and are subject to supervision by the China Banking and Insurance Regulatory Commission (CBIRC). Westpac Mumbai Branch holds a banking license from Reserve Bank of India (RBI) and subject to regulation and supervision by the RBI.

**UK:** The contents of this communication, which have been prepared by and are the sole responsibility of Westpac Banking Corporation London and Westpac Europe Limited. Westpac (a) has its principal place of business in the United Kingdom at Camomile Court, 23 Camomile Street, London EC3A 7LL, and is registered at Cardiff in the UK (as Branch No. BR00106), and (b) authorised and regulated by the Australian Prudential Regulation Authority in Australia. Westpac is authorised in the United Kingdom by the Prudential Regulation Authority. Westpac is subject to regulation by the Financial Conduct Authority and limited regulation by the Prudential Regulation Authority. Details about the extent of our regulation by the Prudential Regulation Authority are available from us on request. Westpac Europe Limited is a company registered in England (number 05660023) and is authorised by the Prudential Regulation Authority and regulated by the Financial Conduct Authority and the Prudential Regulation Authority.

This communication is being made only to and is directed at (a) persons who have professional experience in matters relating to investments who fall within Article 19(5) of the Financial Services and Markets Act 2000 (Financial Promotion) Order 2005 (the "Order") or (b) high net worth entities, and other persons to whom it may otherwise lawfully be communicated, falling within Article 49(2)(a) to (d) of the Order (all such persons together being referred to as "relevant persons"). Any person who is not a relevant person should not act or rely on this communication or any of its contents. The investments to which this communication relates are only available to and any invitation, offer or agreement to subscribe, purchase or otherwise acquire such investments will be engaged in only with, relevant persons. Any person who is not a relevant person should not act or rely upon this communication or any of its contents. In the same way, the information contained in this communication is intended for "eligible counterparties" and "professional clients" as defined by the rules of the Financial Conduct Authority and is not intended for "retail clients". With this in mind, Westpac expressly prohibits you from passing on the information in this communication to any third party. In particular this communication and, in each case, any copies thereof may not be taken, transmitted or distributed, directly or indirectly into any restricted jurisdiction. This communication is made in compliance with the Market Abuse Regulation (Regulation(EU) 596/2014).

### Investment recommendations disclosure

The material may contain investment recommendations, including information recommending an investment strategy. Reasonable steps have been taken to ensure that the material is presented in a clear, accurate and objective manner. Investment Recommendations for Financial Instruments covered by MAR are made in compliance with Article 20 MAR. Westpac does not apply MAR Investment Recommendation requirements to Spot Foreign Exchange which is out of scope for MAR.

Unless otherwise indicated, there are no planned updates to this Investment Recommendation at the time of publication. Westpac has no obligation to update, modify or amend this Investment Recommendation or to notify the recipients of this Investment Recommendation should any information, including opinion, forecast or estimate set out in this Investment Recommendation change or subsequently become inaccurate.

Westpac will from time to time dispose of and acquire financial instruments of companies covered in this Investment Recommendation as principal and act as a market maker or liquidity provider in such financial instruments.

Westpac does not have any proprietary positions in equity shares of issuers that are the subject of an investment recommendation.

Westpac may have provided investment banking services to the issuer in the course of the past 12 months.

Westpac does not permit any issuer to see or comment on any investment recommendation prior to its completion and distribution.

Individuals who produce investment recommendations are not permitted to undertake any transactions in any financial instruments or derivatives in relation to the issuers covered by the investment recommendations they produce.

Westpac has implemented policies and procedures, which are designed to ensure conflicts of interests are managed consistently and appropriately, and to treat clients fairly.

The following arrangements have been adopted for the avoidance and prevention of conflicts in interests associated with the provision of investment recommendations.

- (i) Chinese Wall/Cell arrangements;
- (ii) physical separation of various Business/Support Units;
- (iii) and well defined wall/cell crossing procedures;
- (iv) a "need to know" policy;
- (v) documented and well defined procedures for dealing with conflicts of interest;
- (vi) steps by Compliance to ensure that the Chinese Wall/Cell arrangements remain effective and that such arrangements are adequately monitored.

**U.S.:** Westpac operates in the United States of America as a federally licensed branch, regulated by the Office of the Comptroller of the Currency. Westpac is also registered with the US Commodity Futures Trading Commission ("CFTC") as a Swap Dealer, but is neither registered as, or affiliated with, a Futures Commission Merchant registered with the US CFTC. Westpac Capital Markets, LLC ("WCM"), a wholly-owned subsidiary of Westpac, is a broker-dealer registered under the U.S. Securities Exchange Act of 1934 ("the Exchange Act") and member of the Financial Industry Regulatory Authority ("FINRA"). This communication is provided for distribution to U.S. institutional investors in reliance on the exemption from registration provided by Rule 15a-6 under the Exchange Act and is not subject to all of the independence and disclosure standards applicable to debt research reports prepared for retail investors in the United States. WCM is the U.S. distributor of this communication and accepts responsibility for the contents of this communication. All disclaimers set out with respect to Westpac apply equally to WCM. If you would like to speak to someone regarding any security mentioned herein, please contact WCM on +1 212 389 1269. All disclaimers set out with respect to Westpac apply equally to WCM.

Investing in any non-U.S. securities or related financial instruments mentioned in this communication may present certain risks. The securities of non-U.S. issuers may not be registered with, or be subject to the regulations of, the SEC in the United States. Information on such non-U.S. securities or related financial instruments may be limited. Non-U.S. companies may not be subject to audit and reporting standards and regulatory requirements comparable to those in effect in the United States. The value of any investment or income from any securities or related derivative instruments denominated in a currency other than U.S. dollars is subject to exchange rate fluctuations that may have a positive or adverse effect on the value of or income from such securities or related derivative instruments.

The author of this communication is employed by Westpac and is not registered or qualified as a research analyst, representative, or associated person under the rules of FINRA, any other U.S. self-regulatory organisation, or the laws, rules or regulations of any State. Unless otherwise specifically stated, the views expressed herein are solely those of the author and may differ from the information, views or analysis expressed by Westpac and/or its affiliates.

Past performance is not a reliable indicator of future performance. The forecasts given in this document are predictive in character. Whilst every effort has been taken to ensure that the assumptions on which the forecasts are based are reasonable, the forecasts may be affected by incorrect assumptions or by known or unknown risks and uncertainties. The ultimate outcomes may differ substantially from these forecasts.